



The SEAT Ibiza.

Pricing and Specification List.

Contents.

2	Useful Info
3	Model Prices
4	Full Equipment
6	Option Prices
7	Colours
8	Wheels
9	Upholsteries
10	Technical Data
12	Vehicle Excise Duty (VED)
13	CO₂ Benefit In Kind (BIK) Tax
14	SEAT Information

Useful Info.

Start/Stop System.

When the car is stopped, the gear lever set to neutral and the clutch pedal released, the Start/Stop System switches the engine off. Once the clutch is engaged again, the engine starts automatically.

Energy Recovery System.

An Energy Recovery System works by varying the amount of power absorbed by the alternator. During braking, power which would otherwise be wasted is drawn into the electrical systems and battery. Under acceleration, the alternator draws less energy, so more can be sent to driving the wheels.

ADBLUE*.

The use of AdBlue helps the environment by reducing the number of harmful emissions created by diesel engines.

For full details on fuel consumption, CO₂ figures and VED bands (Vehicle Excise Duty) please see page 12/13.

Model Prices.

	Litres	Engine	PS	Fuel	Emission Control	CO ₂ g/km	Combined mpg	Insurance Group (1-50)	BIK 2018/19	Basic Price	VAT @ 20%	Retail Price (P11D Value)	1st Year RFL Rate 2018/19	1st Reg Fee 2018/19	Recommended On The Road Price
SE	1.0	MPI	80	P	EU6D temp	TBC	TBC	TBC	TBC	£12,420.83	£2,484.17	£14,905.00	TBC	TBC	TBC
SE	1.0	TSI	95	P	EU6D temp	105	61.4	TBC	22%	£12,829.17	£2,565.83	£15,395.00	£145.00	£55.00	£15,595.00
SE	1.6	TDI	95	D	EU6D temp	100	74.3	TBC	25%	£14,804.17	£2,960.83	£17,765.00	£145.00	£55.00	£17,965.00
SE Technology	1.0	MPI	80	P	EU6D temp	TBC	TBC	TBC	TBC	£12,945.83	£2,589.17	£15,535.00	TBC	TBC	TBC
SE Technology	1.0	TSI	95	P	EU6D temp	105	61.4	TBC	22%	£13,354.17	£2,670.83	£16,025.00	£145.00	£55.00	£16,225.00
SE Technology	1.6	TDI	95	D	EU6D temp	100	74.3	TBC	25%	£15,329.17	£3,065.83	£18,395.00	£145.00	£55.00	£18,595.00
FR	1.0	TSI	95	P	EU6D temp	105	61.4	TBC	22%	£14,195.83	£2,839.17	£17,035.00	£145.00	£55.00	£17,235.00
FR	1.0	TSI	115	P	EU6D temp	113	56.5	TBC	23%	£14,687.50	£2,937.50	£17,625.00	£165.00	£55.00	£17,845.00
FR	1.0	TSI DSG-auto	115	P	EU6D temp	112	57.6	TBC	23%	£15,587.50	£3,117.50	£18,705.00	£165.00	£55.00	£18,925.00
FR	1.6	TDI	95	D	EU6D temp	100	74.3	TBC	25%	£16,170.83	£3,234.17	£19,405.00	£145.00	£55.00	£19,605.00
FR	1.5	TSI EVO	150	P	EU6D temp	TBC	TBC	TBC	TBC	£15,562.50	£3,112.50	£18,675.00	TBC	TBC	TBC
FR Sport	1.0	TSI	95	P	EU6D temp	105	61.4	TBC	22%	£15,129.17	£3,025.83	£18,155.00	£145.00	£55.00	£18,355.00
FR Sport	1.0	TSI	115	P	EU6D temp	113	56.5	TBC	23%	£15,620.83	£3,124.17	£18,745.00	£165.00	£55.00	£18,965.00
FR Sport	1.0	TSI DSG-auto	115	P	EU6D temp	112	57.6	TBC	23%	£16,520.83	£3,304.17	£19,825.00	£165.00	£55.00	£20,045.00
FR Sport	1.6	TDI	95	D	EU6D temp	100	74.3	TBC	25%	£17,104.17	£3,420.83	£20,525.00	£145.00	£55.00	£20,725.00
FR Sport	1.5	TSI EVO	150	P	EU6D temp	TBC	TBC	TBC	TBC	£16,495.83	£3,299.17	£19,795.00	TBC	TBC	TBC
XCELLENCE	1.0	TSI	95	P	EU6D temp	105	61.4	TBC	22%	£15,037.50	£3,007.50	£18,045.00	£145.00	£55.00	£18,245.00
XCELLENCE	1.0	TSI	115	P	EU6D temp	113	56.5	TBC	23%	£15,395.83	£3,079.17	£18,475.00	£165.00	£55.00	£18,695.00
XCELLENCE	1.0	TSI DSG-auto	115	P	EU6D temp	112	57.6	TBC	23%	£16,295.83	£3,259.17	£19,555.00	£165.00	£55.00	£19,775.00
XCELLENCE	1.6	TDI	95	D	EU6D temp	100	74.3	TBC	25%	£17,012.50	£3,402.50	£20,415.00	£145.00	£55.00	£20,615.00
XCELLENCE Lux	1.0	TSI	95	P	EU6D temp	105	61.4	TBC	22%	£15,645.83	£3,129.17	£18,775.00	£145.00	£55.00	£18,975.00
XCELLENCE Lux	1.0	TSI	115	P	EU6D temp	113	56.5	TBC	23%	£16,004.17	£3,200.83	£19,205.00	£165.00	£55.00	£19,425.00
XCELLENCE Lux	1.0	TSI DSG-auto	115	P	EU6D temp	112	57.6	TBC	23%	£16,904.17	£3,380.83	£20,285.00	£165.00	£55.00	£20,505.00
XCELLENCE Lux	1.6	TDI	95	D	EU6D temp	100	74.3	TBC	25%	£17,620.83	£3,524.17	£21,145.00	£145.00	£55.00	£21,345.00

*Any engines with unconfirmed Recommended On The Road Price will not be available to order until late Q3/Q4 (subject to availability).

The Recommended 'On The Road' price includes delivery charge to dealer and number plates, one year's Road Fund Licence at the First Year Rate (£0 - £2,070 depending on the CO₂ output of the vehicle), and the new vehicle registration fee (£55). VAT is calculated at 20.0%.

*Vehicles listed are WLTP (Worldwide Harmonised Light-Duty Vehicles Test Procedure) type approved. More information is available at seat.co.uk/wltp. In line with Government guidance, to facilitate direct comparison between different models from different manufacturers and to accommodate the full transition to this new testing regime, we have displayed NEDC derived figures. These NEDC figures are the values for this vehicle used in registration and taxation documentation until further notice from the UK authorities. These NEDC figures have been derived from WLTP testing, and may not be equivalent to NEDC figures from NEDC testing, so comparisons may be unreliable. Fuel consumption and efficiency figures are provided for comparative purposes only and may not reflect 'real world' driving results. Choice of wheels and other options may affect fuel consumption and emissions data.

Ibiza Equipment.

	SE	SE Technology	FR	FR SPORT	XCELLENCE	XCELLENCE LUX
Wheels & Tyres						
15" 'Enjoy' Alloy wheels 185/65 R15 tyres	■	-	-	-	-	-
16" 'Design' Alloy Wheels with 195/55 R16 tyres	-	■	-	-	-	-
16" 'Design' Machined alloy wheels with 195/55 R16 tyres	-	-	-	-	■	-
17" 'Dynamic' alloy wheels with 215/45 R17 tyres	-	-	■	-	-	■
18" 'Performance' bi-colour machined alloy wheels with 215/40 R18 tyres	-	-	-	■	-	-
Emergency tyre repair kit	■	■	■	■	■	■
Exterior Equipment						
Metallic paint	■	■	■	■	■	■
Twin-bulb halogen front headlights with electric adjustment	■	■	-	-	-	-
Front fog lights with cornering function	■	■	■	■	■	■
Full LED Headlights - Full front LED lights - Rear LED lights - LED license plate - Interior ambient lighting	-	-	■	■	■	■
LED Daytime Running Lights (DRLs)	■	■	-	-	-	-
LED taillights	■	■	■	■	■	■
Rear fog light	■	■	■	■	■	■
Body-coloured door handles	■	■	■	■	■	■
Body-coloured door mirrors	■	■	-	-	-	-
Brilliant black painted door mirrors	-	-	■	■	-	-
Atom Grey painted door mirrors	-	-	-	-	■	■
Front grille frame in chrome	■	■	■	■	■	■
Electrically adjustable door mirrors	■	■	-	-	-	-
Electrically adjustable and heated door mirrors	-	-	■	■	■	■
Electrically folding door mirrors	-	-	■	■	■	■
Exclusive FR rear bumpers	-	-	■	■	-	-
Dark tinted rear windows	-	-	■	■	■	■
Chrome window trim	-	-	-	-	■	■
SEAT logo tailgate release	■	■	■	■	■	■
Twin exhaust pipes	-	-	■	■	-	-
Infotainment						
FM/AM radio	■	■	■	■	■	■
Six speakers	■	■	■	■	■	■
DAB (digital audio broadcasting)	-	-	■	■	■	■
Bluetooth® audio streaming and handsfree system	■	■	■	■	■	■

	SE	SE Technology	FR	FR SPORT	XCELLENCE	XCELLENCE LUX
Media System Colour 6.5" colour touchscreen - USB port - AUX-in - SD card slot - Steering wheel mounted controls	■	-	-	-	-	-
Media System Plus (includes Media System Colour) - 8.0" colour touchscreen with proximity sensor - CD Player - Voice recognition - Additional USB port	-	■	■	■	■	■
Navigation System (includes Media System Plus) - 3D map display with voice recognition	-	■	■	■	■	■
Full Link smartphone integration - Mirror Link - Apple Car Play - Google Android Auto	■	■	■	■	■	■
Digital Cockpit	-	-	-	■	-	■
Interior Equipment						
Driver and passenger sunvisor	■	■	■	■	■	■
Driver sunvisor with mirror and card holder	■	■	■	■	■	■
Passenger sunvisor with mirror and card holder	-	-	-	-	■	■
Dimming interior rear view mirror	■	■	■	■	■	■
Two cup holders in cabin	■	■	■	■	■	■
Front courtesy light with front reading light	■	■	■	■	■	■
Multicoloured ambient lighting	-	■	■	■	■	■
Illuminated boot	■	■	■	■	■	■
Exclusive flat-bottomed FR steering wheel and interior details	-	-	■	■	-	-
Seats & Trim						
Height-adjustable driver's seat	■	■	■	■	■	■
Height-adjustable front passenger's seat	-	-	■	■	■	■
Two Height-adjustable front and rear headrests	■	■	■	■	■	■
Third rear headrest	■	■	■	■	■	■
FR sports seats	-	-	■	■	-	-
Microsuede upholstery	-	-	-	■	-	■
Front seatback storage pockets	-	-	-	-	■	■
Front centre armrest	-	-	-	-	■	■
Leatherette dashboard and side panels	-	-	-	■	■	■
Black plastic dashboard	■	■	■	-	-	-
Draw under driver's seat	-	-	-	-	■	■

■ Standard - Not available

Ibiza Equipment.

	SE	SE Technology	FR	FR SPORT	XCELLENCE	XCELLENCE LUX
Seats & Trim continued						
10 litre glovebox	■	■	-	-	-	-
6 litre glovebox	-	-	■	■	■	■
Leather steering wheel and gear knob	■	■	■	■	■	■
Leather handbrake	■	■	■	■	■	■
Split folding rear seats (60/40)	■	■	■	■	■	■
Functional & Mechanical						
Air conditioning	■	■	■	-	-	-
Dual-zone climate control	-	-	-	■	■	■
Dust and pollen filter	■	■	■	■	■	■
Electric front windows (one-touch with anti-squeeze)	■	■	■	■	■	■
Rear electric windows (one-touch with anti-squeeze)	-	-	-	-	■	■
Height and reach adjustable steering wheel	■	■	■	■	■	■
Electro-mechanical power steering (speed-sensitive)	■	■	■	■	■	■
KESSY (Keyless entry and go)	-	-	-	-	■	■
SEAT Drive Profile¹ - Four different modes (Normal-Sport-Eco-Individual) - Steering response - Throttle response - Gear shifts mode (only DSG models)	-	-	■	■	-	■
Cruise control	-	-	■	■	-	-
Adaptive Cruise control ³	-	-	-	-	■	■
Comfort suspension	■	■	-	-	■	■
Sports suspension	-	-	■	■	-	-
Rain-sensing wipers	-	-	■	■	■	■
Auto-headlights	■	■	■	■	■	■
Auto dimming rear view mirror	-	-	■	■	■	■
Coming & leaving home headlight function	-	-	■	■	■	■
Front parking sensor	-	-	-	-	■	■
Rear view camera	-	-	-	-	■	■
Steering wheel-mounted gearshift paddles (DSG models only)	-	-	■	■	-	-
Instrument Panel						
RPM counter	■	■	■	■	■	■
Trip computer	■	■	■	■	■	■
Outside temperature gauge	■	■	■	■	■	■
Digital clock	■	■	■	■	■	■

	SE	SE Technology	FR	FR SPORT	XCELLENCE	XCELLENCE LUX
Instrument lighting with brightness control	■	■	■	■	■	■
Low fuel warning light	■	■	■	■	■	■
Lights-left-on warning buzzer	■	■	■	■	■	■
Gearshift indicator	■	■	■	■	■	■
Safety & Security						
Driver and front passenger airbags	■	■	■	■	■	■
Front passenger airbag de-activation	■	■	■	■	■	■
Front side and curtain airbags	■	■	■	■	■	■
Active front head restraints	■	■	■	■	■	■
Anti-lock brake system (ABS)	■	■	■	■	■	■
Electronic Stability Control (ESC) with Emergency Brake Assist (EBA)	■	■	■	■	■	■
Rear disc brakes ²	-	-	■	■	-	-
Hill hold control	■	■	■	■	■	■
Tiredness recognition system	-	-	■	■	■	■
Tyre pressure monitoring	■	■	■	■	■	■
Front assist	■	■	■	■	■	■
Multi-Collision Braking System	■	■	■	■	■	■
Automatic warning lights	■	■	■	■	■	■
Alarm (perimeter and interior monitoring) with back-up horn and tow-away protection	□	□	■	■	■	■
Electronic engine immobiliser	■	■	■	■	■	■
Two folding remote keys with remote window opening/closing function	■	■	■	■	■	■
Front and rear seatbelt reminders	■	■	■	■	■	■
ISOFIX points in outer rear seats with top tether anchorage points	■	■	■	■	■	■
Remote central locking with deadlocks	■	■	■	■	■	■
Child locks on rear doors	■	■	■	■	■	■
Three-point seatbelts on all rear seats	■	■	■	■	■	■
Locking wheel bolts	■	■	■	■	■	■
Anti-theft roof antenna	■	■	■	■	■	■
Visible VIN in windscreen	■	■	■	■	■	■

■ Standard □ Optional - Not available

2. Only on engines above 100HP











3. Not available on MPI engines

Option Prices.

	SE	SE Technology	FR	FR Sport	XCELLENCE	XCELLENCE Lux	Basic Price	VAT @ 20%	Recommended Retail Price
Options									
Exterior Equipment									
Space-saving spare wheel (in lieu of tyre repair kit)	<input type="checkbox"/>	<input type="checkbox"/>	<input type="checkbox"/>	<input type="checkbox"/>	<input type="checkbox"/>	<input type="checkbox"/>	£83.33	£16.67	£100.00
Options									
Rear parking sensors	<input type="checkbox"/>	<input type="checkbox"/>	<input type="checkbox"/>	<input type="checkbox"/>	<input checked="" type="checkbox"/>	<input checked="" type="checkbox"/>	£187.50	£37.50	£225.00
Panoramic sunroof	<input type="checkbox"/>	<input type="checkbox"/>	<input type="checkbox"/>	<input type="checkbox"/>	<input type="checkbox"/>	<input type="checkbox"/>	£554.17	£110.83	£665.00
Safety & Security									
Alarm (perimeter and interior monitoring) with back-up horn and tow-away protection	<input type="checkbox"/>	<input type="checkbox"/>	<input checked="" type="checkbox"/>	<input checked="" type="checkbox"/>	<input checked="" type="checkbox"/>	<input checked="" type="checkbox"/>	£133.33	£26.67	£160.00
Extended Warranty									
<p>When you buy a new SEAT from a SEAT dealer, your new car is covered by a 3-year/60,000 miles manufacturer warranty. You can extend this cover with either a 4-year/75,000 miles or 5-year/90,000 miles cover. It is exactly the same cover as the original manufacturer cover and is fully transferable to subsequent owners should you sell your car.</p> <p>Please Note: SEAT Extended Warranty products are only available at the time of ordering a new SEAT.</p>	4 Years/75,000 miles		<input type="checkbox"/>	£145.83	£29.17	£175.00			
	5 Years/90,000 miles		<input type="checkbox"/>	£250.00	£50.00	£300.00			
Service Plan									
<p>Fixed-price servicing and maintenance for SEAT cars 1-15 years. Fixed prices on a whole range of services and maintenance jobs for SEAT cars are now available at participating SEAT dealers. See www.seat.co.uk/bookservice for further information. These amounts can be subject to change.</p>	2 years/20,000 miles. 18 monthly payments or an upfront payment of £414.00 (includes 1st & 2nd year services only).		<input type="checkbox"/>	£414.00		£22.99			






■ Standard □ Optional

Colours.

		SE	SE Technology	FR	FR Sport	XCELLENCE	XCELLENCE Lux
Non-Metallic Paint							
White		■	■	■	■	■	■
Mediterranean Blue		■	■	■	■	■	■
Metallic Paint							
Mystic Magenta		■	■	-	-	■	■
Eclipse Orange		■	■	■	■	-	-
Mystery Blue		■	■	■	■	-	-
Desire Red		■	■	■	■	-	-
Urban Silver		■	■	■	■	■	■
Magnetic Grey		■	■	■	■	■	■
Midnight Black		■	■	■	■	■	■
Nevada White		■	■	■	■	■	■





■ Standard - Not available

Wheels.

		SE	SE Technology	FR	FR SPORT	XCELLENCE	XCELLENCE Lux
15"							
15" 'Enjoy' Alloy Wheels		■	-	-	-	-	-
16"							
16" 'Design' Alloy Wheels		-	■	-	-	-	-
16" 'Design' Machined Alloy Wheels		-	-	-	-	■	-
17"							
17" 'Dynamic' Alloy Wheels		-	-	■	-	-	■
18"							
18" 'Performance' Bi-colour Machined Alloy Wheels		-	-	-	■	-	-

■ Standard - Not available

Upholsteries.

		SE	SE Technology	FR	FR Sport	XCELLENCE	XCELLENCE Lux
Orgad Grey Cloth		■	■	-	-	-	-
Nora Black FR Cloth		-	-	■	-	-	-
Titan Black Cloth		-	-	-	-	■	-
Microsuede		-	-	-	■	-	■

■ Standard - Not available


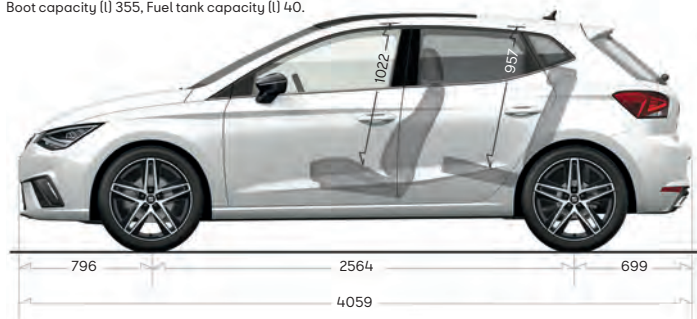
Technical Data.

	1.0 MPI 80PS Petrol (SE, SE Technology)	1.0 TSI 95PS Petrol (SE, SE Technology, FR, FR Sport, XCELLENCE, XCELLENCE Lux)	1.0 TSI 115PS Petrol (FR, FR Sport, XCELLENCE, XCELLENCE Lux)	1.0 TSI DSG-auto 115PS Petrol (FR, FR Sport, XCELLENCE, XCELLENCE Lux)	1.5 TSI EVO 150PS Petrol (FR, FR Sport)	1.6 TDI 95PS Diesel (SE, SE Technology, FR, FR Sport, XCELLENCE, XCELLENCE Lux)
Engine						
Type (cylinders / valves per cylinder)	3 / 4	3 / 12	3 / 12	3 / 12	4 / 4	4 / 16
Displacement (cc)	999	999	999	999	1498	1598
Bore and stroke (mm)	74.5 x 76.4	74.5 x 76.4	74.5 x 76.4	74.5 x 76.4	74.5 x 85.9	79.5 x 80.5
Compression ratio	10.5	10.5	10.5	10.5	10.5	16.2
Maximum power ¹ (PS / kW / rpm)	TBC	95 / 70 / 5000-5500	115 / 85 / 5000-5500	115 / 85 / 5000-5500	TBC	95 / 70 / 2750-4600
Maximum torque (Nm / lb.ft / rpm)	TBC	175 / 1500-3500	200 / 2000-3500	200 / 2000-3500	TBC	250 / 1500-2600
Fuel supply system	Multipoint Injection	TSI Direct Injection	TSI Direct Injection	TSI Direct Injection	TSI Direct Injection	Turbo
Emission control	EU6	EU6D temp	EU6D temp	EU6D temp	EU6D temp	EU6D temp
Speed						
Maximum speed ² (mph)	TBC	113	121	120	TBC	113
Acceleration 0-62mph (s)	TBC	10.9	9.3	9.5	TBC	11.3
Fuel Consumption³						
Urban mpg (l/100km)	TBC	52.3 (5.4)	49.6 (5.7)	51.4 (5.5)	TBC	68.9 (4.1)
Extra-urban mpg (l/100km)	TBC	68.9 (4.1)	61.4 (4.6)	61.4 (4.6)	TBC	83.1 (3.4)
Combined mpg (l/100km)	TBC	61.4 (4.6)	56.5 (5.0)	57.6 (4.9)	TBC	74.3 (3.8)
CO₂ Emission						
CO ₂ (g/km)	TBC	105	113	112	TBC	100
Transmission						
Gearbox type	5 speed manual	5 speed manual	6 speed manual	7 speed automatic	6 speed manual	5 speed manual
Chassis						
Front suspension	Independent McPherson type with coil springs and hydraulic shock absorber					
Rear suspension	Semi-rigid rear axle with coil springs and hydraulic shock absorber					
Steering system	C-EPS (Column Electric Power Steering)					
Turning circle diameter [wall to wall] (m)	10.6					
Braking System						
Anti-lock Braking System (ABS)	Yes					
Type (front/rear)	Ventilated front brakes / Drum-Disc brakes in rear axle			Ventilated front brakes / Disk brakes in rear axle		
Front discs (mm)	256x22			276x24		
Rear discs (mm)	203x38	228x42	230x9		228x42	

Technical Data.

	1.0 MPI 80PS Petrol (SE, SE Technology)	1.0 TSI 95PS Petrol (SE, SE Technology, FR, FR Sport, XCELLENCE, XCELLENCE Lux)	1.0 TSI 115PS Petrol (FR, FR Sport, XCELLENCE, XCELLENCE Lux)	1.0 TSI DSG-auto 115PS Petrol (FR, FR Sport, XCELLENCE, XCELLENCE Lux)	1.5 TSI EVO 150PS Petrol (FR, FR Sport)	1.6 TDI 95PS Diesel (SE, SE Technology, FR, FR Sport, XCELLENCE, XCELLENCE Lux)
Weights						
Kerb weight [with driver] (kg)	1091	1134	1149	1172	1184	1256
Permissible gross weight (kg)	1510	1550-1640	1570-1660	1590-1680	1600	1670-1750
Max. towing weight without brake (kg)	540	560	570	580	590	620
Max. towing weight with brake 8% (kg)	1000	1100	1200	1200	1200	1200
Max. towing weight with brake 12% (kg)	800	1000	1100	1100	1200	1100

Boot capacity (l) 355, Fuel tank capacity (l) 40.



1. The maximum power output figures are quoted in PS (or Pferdestärke, which is the metric equivalent of horsepower). To convert from metric to imperial horsepower, divide the PS by 1.0139.

2. Where law permits.

3. Vehicles listed are WLTP (Worldwide Harmonised Light-Duty Vehicles Test Procedure) type approved. More information is available at seat.co.uk/wltp. In line with Government guidance, to facilitate direct comparison between different models from different manufacturers and to accommodate the full transition to this new testing regime, we have displayed NEDC derived figures. These NEDC figures are the values for this vehicle used in registration and taxation documentation until further notice from the UK authorities. These NEDC figures have been derived from WLTP testing, and may not be equivalent to NEDC figures from NEDC testing, so comparisons may be unreliable. Fuel consumption and efficiency figures are provided for comparative purposes only and may not reflect 'real world' driving results. Choice of wheels and other options may affect fuel consumption and emissions data.

Vehicle Excise Duty (VED).

All new vehicles are subject to a form of vehicle excise duty based on the type of fuel the vehicle uses and its carbon dioxide (CO₂) emission level, measured in grammes per kilometre (g/km). To help you identify the duty you will pay, the DVLA has created thirteen bands. The table below shows the 12-month RFL rate for petrol and diesel cars:

Effective from 1st April 2018 until 31st March 2019.

CO ₂ g/km	1st Year Rate	Standard Rate
0	£0	£0
1	£10	£140
51	£25	£140
76	£105	£140
91	£125	£140
101	£145	£140
111	£165	£140
131	£205	£140
151	£515	£140
171	£830	£140
191	£1,240	£140
226	£1,760	£140
256	£2,070	£140

The Autumn Budget 2017 announced that new diesel vehicles registered after 1 April 2018, that do not meet the RDE2 standard will be charged a supplement on their First Year Rate, to the effect of moving up by one VED band. Currently all SEAT diesel engines are affected by this supplement.

Fuel Consumption and CO₂.

Fuel consumption and CO₂ figures are obtained under standardised EU test conditions (Directive 93/116/EEC). This allows a direct comparison between different manufacturer models but may not represent the actual fuel consumption achieved in 'real world' driving conditions. More information is available on the SEAT website at www.seat.co.uk and at www.vca.gov.uk.

How is the fuel consumption test conducted?

- The test is outlined in Directive 93/116/EC as amended by Regulation (EC) 692/2008, and provides results that are more than representative of actual average on-road fuel consumption than previous tests. There are two parts: an urban and an extra-urban cycle. The cars tested have to be run-in and must have been driven for at least 1,800 miles (3,000 kilometres) before testing.
- **Urban Cycle.** The urban test cycle is carried out in a laboratory at an ambient temperature of 20°C to 30°C on a rolling road from a cold start, i.e. the engine has not run for several hours. The cycle consists of a series of accelerations, steady speeds, decelerating and idling. Maximum speed is 31mph (50km/h), average speed 12mph (19km/h) and the distance covered is 2.5 miles (4km).
- **Extra-Urban Cycle.** This cycle is conducted immediately following the urban cycle and consists of roughly half steady-speed driving and the remainder accelerations, decelerations, and some idling. Maximum speed is 75mph (120km/h), average speed is 39mph (63 km/h) and the distance covered is 4.3miles (7km).
- **Combined Fuel Consumption Figure.** The combined figure presented is for the urban and extra-urban cycle together. It is therefore an average of the two parts of the test, weighted by the distances covered in each part.
- Additional information can be found at: www.vca.gov.uk.

CO₂ Benefit in Kind (BIK) Tax.

How to calculate your liability

The BIK value is calculated by taking the On The Road (OTR) price of the vehicle, less the RFL and first registration fee. This figure, known as the P11D value, is then multiplied by a percentage value based on the CO₂ emissions of the vehicle.

- For tax year 2018/19, the banding starts at 13%, applicable to cars which emit between 0 and 50 g/km (a 4% surcharge exists on all diesels that emit less than 180 grammes of CO₂ per kilometre) and that do not meet the RDE2 standard.
- Cars which emit between 95 and 99 g/km attract a charge of 20%.
- Cars which emit between 100 and 104 g/km attract a charge of 21%. Every 5 g/km increase from 105 g/km adds 1% to the banding.
- The maximum charge is 37%.
- The exact CO₂ figure is always rounded down to the nearest 5 g/km (e.g. emissions of 139 g/km would be charged at the rate for 135 g/km).

To find out how much you will pay, simply multiply the BIK value by the percentage level of income tax that you pay, which will vary depending on where in the UK you pay your tax

BIK calculation example – Ibiza SE Technology 1.0 TSI 95PS

P11D value (OTR price less RFL and first registration fee)	£16,225.00
CO ₂ emissions (g/km)	105
Company car BIK tax based on CO ₂ emission level	22%
Taxable BIK (for 2017/18 tax year): 22% of £16,225.00	£3,569.50
Annual company car tax (2018/19)	
20% income tax: 20% of £3,569.50	£713.90 per annum
Monthly company car tax (2018/19)	
20% income tax: £713.90 divided by 12	£59.49 per month

Fuel benefit charge

If your employer provides you with free fuel, this is treated as an additional taxable benefit. The charge for the 2018/19 tax year is based on a set figure of £23,400.00, and uses the same percentage figure used to calculate your company car BIK value.

Fuel benefit charge example – Ibiza SE Technology 1.0 TSI 95PS

The percentage used to calculate the BIK value for the Ibiza SE Technology 1.0 TSI 95PS is 22%.

If free fuel is supplied with this car for the 2018/19 tax year, the fuel benefit will be:

£23,400.00 x 22% = £5,148.00.

At 20% income tax: £5,148.00 x 20% = £1,029.60.

Effect of wheel size on CO₂

Choosing larger wheels than standard as options may result in increased fuel consumption as well as higher CO₂ emissions and consequently increased Vehicle Excise Duty (VED) and BIK rates. This is due to larger wheels having both more aerodynamic drag and more mechanical drag, resulting in increased rolling resistance and increased wind resistance.

As a result, the VED band that the vehicle falls into may increase. In some instances, the 'On the Road' price for the vehicle may increase as a result of the increased VED rate. None of the Ibiza models are affected by this regardless of the optional wheels chosen.

SEAT Information.



The SEAT Warranty

Three-year Warranty. All new SEATs registered in the UK come with a three year/60,000 miles warranty, which protects your car against the failure of most mechanical and electrical components due to manufacturing defects. This comprises a two-year manufacturer's warranty with unlimited mileage plus a further one-year/60,000 (whichever is soonest)

Dealer Warranty. Should the mileage exceed 60,000 miles within the first two years, the manufacturer's two-year warranty will still be valid. If an additional warranty for subsequent years or higher mileage is desired, it may be purchased from an authorised SEAT dealer or repairer, however, this additional warranty must be purchased before the mileage reaches 60,000. Cover is subject to the car being serviced and maintained according to the manufacturer's technical guidelines.

Full details of the three-year warranty are available from your SEAT dealer or repairer.



SEAT Extended Warranty

If you take out a SEAT Extended Warranty before your new car is registered, you'll get exactly the same level of cover as the three year warranty, but for up to five years. You can choose a SEAT Extended Warranty to last until the end of the 4th year/up to 75,000 miles or until the end of the 5th year/up to 90,000 miles (whichever is soonest).

Please note: SEAT Extended Warranty products are only available at the time of ordering your new SEAT.



Three-year Paint Warranty

The paintwork of all models featured in this price list is covered against manufacturing defects for a period of three years. Naturally, the vehicle must be cared for in compliance with the operating instructions which will be found in your vehicle handbook.

Please consult your authorised SEAT dealer or repairer for full warranty details.

Twelve-year Body Protection Warranty

The internal body sections and panels of the models featured in this price list are covered against rusting through from the outside for twelve years. Naturally, the vehicle must be cared for in compliance with the operating instructions which will be found in your vehicle handbook. Please consult your authorised SEAT dealer or repairer for full warranty details.



SEAT Parts Warranty

SEAT parts and accessories supplied after new vehicle delivery are covered by our 24 months parts warranty.



SEAT Insurance

Insurance works alongside your existing main motor insurance policy no matter who it's from, giving you three years FREE cover on all new and used SEATs. Activate your policy at seat-insurance.co.uk and get one-stop accident management in the event of an accident or theft. After activation, you'll receive a confirmation email and Cover Booklet PDF with full terms and conditions.



SEAT Assistance (including European cover)

Any new SEAT purchased and registered in the UK from an authorised SEAT dealer, is covered free by SEAT Assistance (including European cover) for roadside repairs or recovery to an authorised repairer for a term of two years. Your member of the SEAT authorised network will ensure that all servicing and repairs are carried out in accordance with the manufacturer's instructions.

Terms and conditions apply.

Specifications

Specifications refer to Model Year 2019. While SEAT makes every effort to make sure that specifications are accurate at time of going to press **(08/2018)**, you should always check details with your SEAT dealer as there may have been changes in view of SEAT's policy of continuous product improvement. The right is reserved to change specification and colour at any time. The information in this price list can therefore be given as guidance only.

Print processes do not allow exact reproduction of colour. Please refer to paint colour swatches at your local SEAT showroom before ordering your colour choice. Some illustrations in this price list depict left hand drive models, consequently, controls and some items of equipment may differ or not appear on UK models.

W Livingstone Ltd
34 New Edinburgh Road
Uddingston
Glasgow
G71 6BS
Tel: 01698 225 055
www.firstforseatcars.com



SEAT is committed to a policy of continuous product development and reserves the right to make changes to specifications, colours and prices without notice. The information in this pricing and specification list can therefore be given as guidance only. While SEAT makes every effort to ensure that specifications are accurate at the time of publication, you should always check with your authorised SEAT dealership for the latest information. The information in this document refers to model year 18 vehicles. Due to limitations of the printing process the colours reproduced in this pricing and specification list may vary slightly from the actual paint colour and material. These vehicles and all their parts, as well as the original spares, were designed according to the Legal Regulations governing the prevention and minimisation of Environmental Impact, through the use of recycled/recyclable materials, with measures taken to achieve suitable recycling for the conservation and improvement of environmental quality. SEAT UK has made provision for the correct disposal and recycling* of all SEAT Vehicles when they are delivered by the customer to its national network of Environment Agency authorised treatment facilities. This service is offered at no cost to the last holder and applies to SEAT vehicles of any age which are substantially complete. The service is provided by Cartakeback.com and to find your nearest facility contact 0845 257 32 33 or browse to www.cartakeback.com.

** Since 2006 all vehicles returned to SEAT were certified by UK Government to be recycled to 85%.
08/2018 Printed in the UK.*

seat.co.uk